




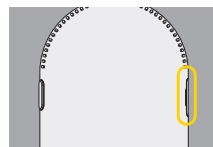
SIM Card



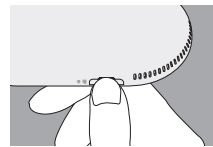
Pocketaalk™ Global SIM Card from Soracom.
Two-years of mobile data from time of first use.

Works with Pocketaalk devices. Pocketaalk not included.

Installing the SIM in Pocketaalk.



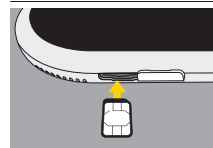
Turn off Pocketaalk and locate the SIM card hatch on the side of the device.



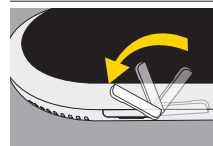
Use your fingernail to open the hatch.



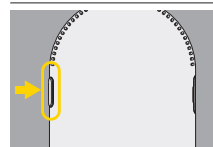
Once the hatch is open, flip it around and away from the SIM slot as shown. (The hatch is connected to Pocketaalk and does not come off.)



Place the SIM card into the slot with the metallic chip facing up as shown.




Flip the hatch back around and press to close.

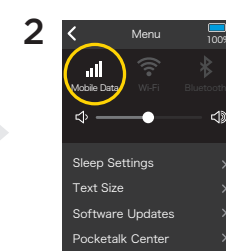


Press the power button to turn on Pocketaalk.

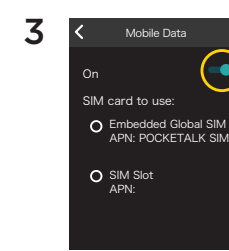
Configuring Pocketaalk to use the SIM.



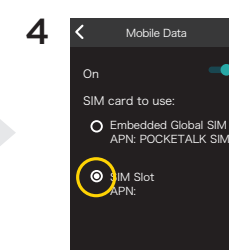
Tap on the **Menu** button on the top left corner of the screen.



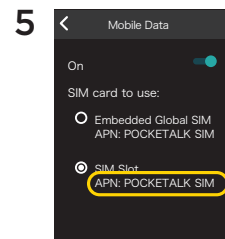
Tap on the **Mobile Data** icon at the top left of the screen.



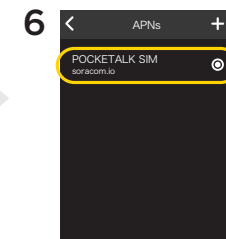
Tap on the toggle at the top right to turn on Mobile Data.



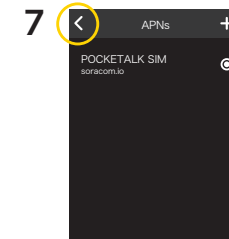
Tap on the button for SIM slot and wait for Pocketaalk to recognize the "Pocketaalk SIM". (Note: This process may take a minute.)



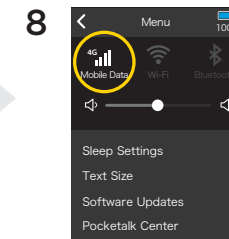
Once recognized, the **APN:** button will show **APN: Pocketaalk SIM**. Tap on it.



Tap on the button for **Pocketaalk SIM**.



Tap on the back arrow < at the top left corner until you are back at the **Menu** screen.



Check and make sure the Mobile Data shows 4G (or 3G). **Note:** It may take up to five minutes for the mobile data to connect.

9 Once connected, tap on the back arrow < at the top left corner to return to Pocketaalk's home screen.

You're ready to go!

And Pocketaalk is ready to translate. For more information about how to use Pocketaalk, please refer to your user guide that came with your Pocketaalk.

Use your Pocketaalk around the world.

Two-years of mobile data from time of first use.
No monthly fees.

To see all the countries where this SIM works, visit <http://rd.snxt.jp/53569>

Questions? Please contact Customer Support at <http://rd.snxt.jp/65448>.

Distributed by: Sourcenext® Corporation
SIM Provider: Soracom

Made in China
©2018 Sourcenext